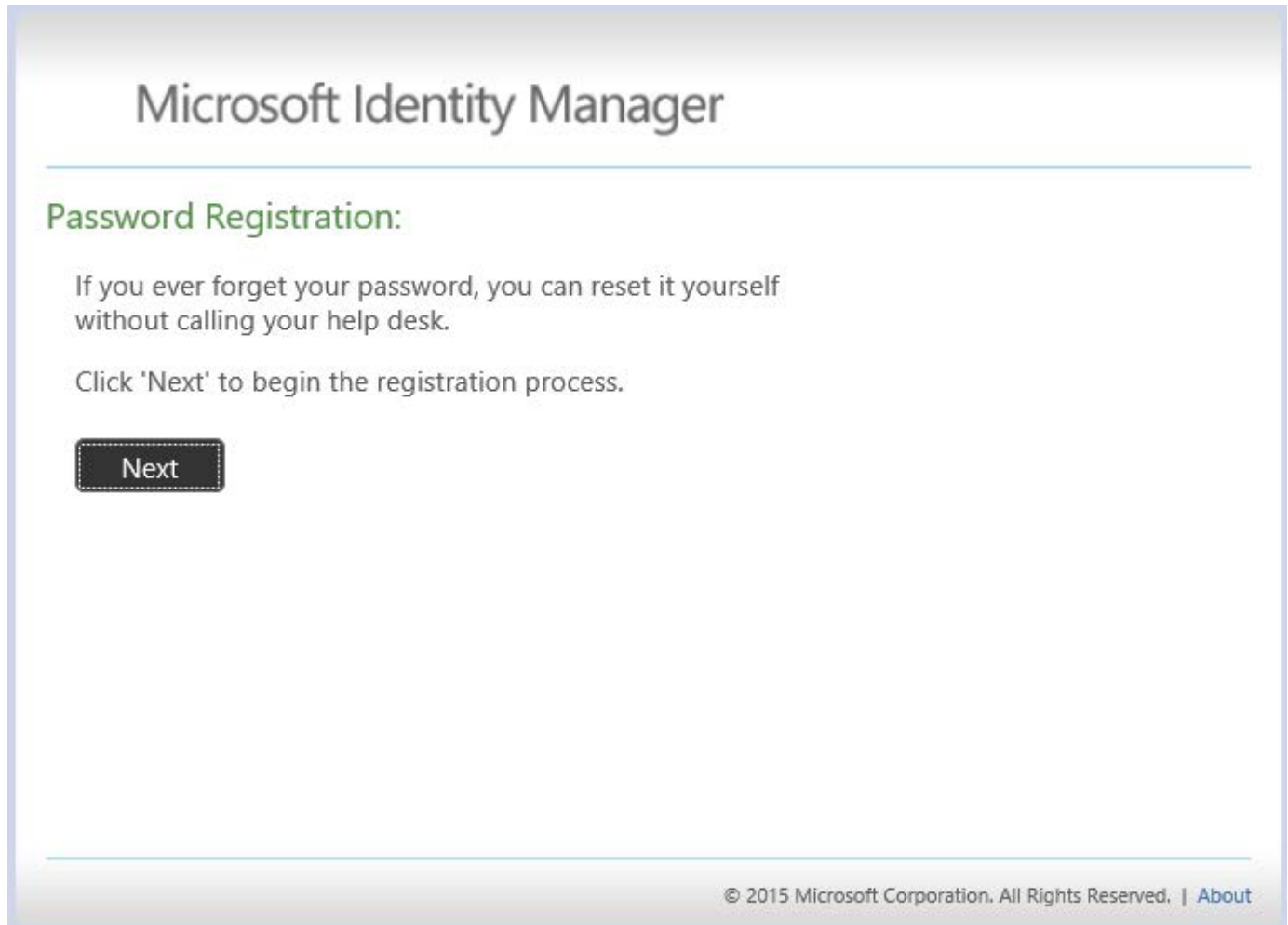


Active Directory Self Service Password Reset Registration Portal

Active Directory Password- Registration Portal



The screenshot shows a web portal titled "Microsoft Identity Manager". Below the title, there is a section titled "Password Registration:" in green. The text explains that users can reset their password without calling the help desk and instructs them to click "Next" to begin the registration process. A "Next" button is visible. At the bottom right, there is a copyright notice: "© 2015 Microsoft Corporation. All Rights Reserved. | [About](#)".

Microsoft Identity Manager

Password Registration:

If you ever forget your password, you can reset it yourself without calling your help desk.

Click 'Next' to begin the registration process.

[Next](#)

© 2015 Microsoft Corporation. All Rights Reserved. | [About](#)

Figure 1- Password Registration

Microsoft Identity Manager

Password Registration: Register Your Answers

You must answer at least 5 questions to register.

Each answer must contain at least four characters, and no two answers may be the same.

What is your favorite color

What is your favorite car

What is a meaningful date

What is your Mother's maiden name

What is the name of the street you grew up on

What is the first name of your childhood best friend

What was your first car

What is the name of your Elementary School

What is your favorite book

Where is your favorite place to vacation

The responses you provide are stored by your organization in Forefront Identity Manager.

Figure 2- Password Registration-Register your Answers

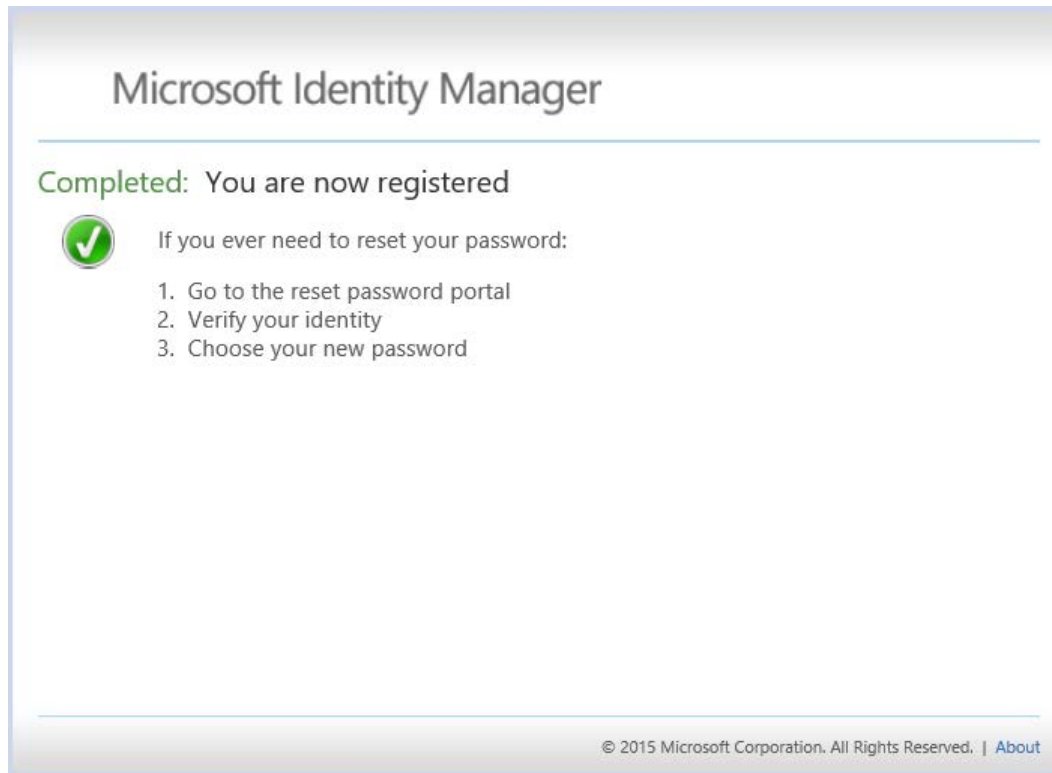


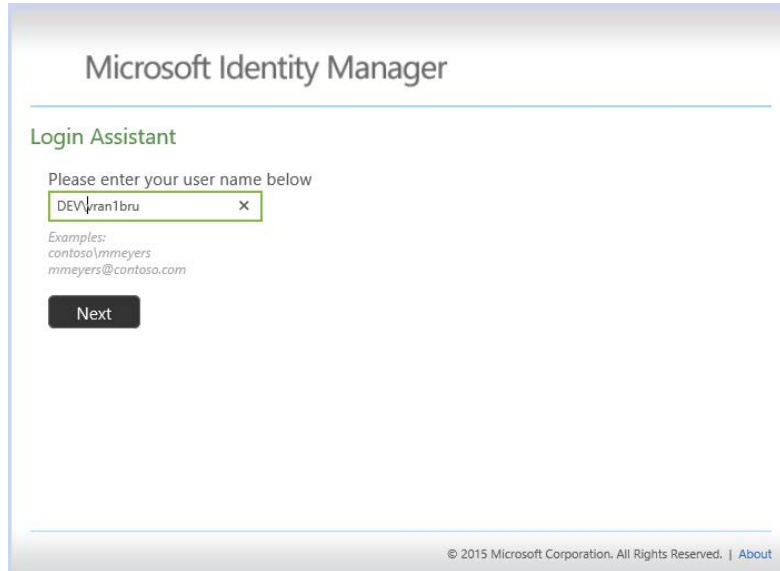
Figure 3- Completed: You are now registered

ACCOUNT PASSWORD RESET

Active Directory Account- Password Reset

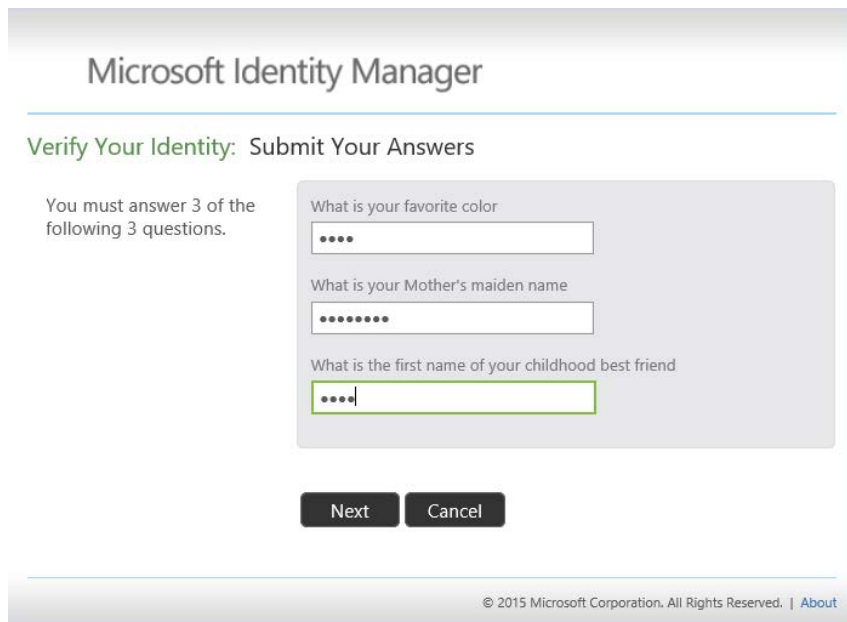
Use this to reset or unlock your password when you are off the network.

This link is available from a cell phone or another computer. Go to www.passwordreset.dot.state.mn.us



The screenshot shows the 'Microsoft Identity Manager' interface. Under the 'Login Assistant' heading, it prompts the user to 'Please enter your user name below'. A text input field contains 'DEV\ran1bru' with a small 'x' icon to its right. Below the field, examples of valid usernames are listed: 'contoso\mmeyers' and 'mmeyers@contoso.com'. A 'Next' button is positioned below the examples. At the bottom right, there is a copyright notice: '© 2015 Microsoft Corporation. All Rights Reserved. | [About](#)'.

Figure 4-Login Assistant (Enter Username)



The screenshot shows the 'Microsoft Identity Manager' interface for the 'Verify Your Identity' step. It instructs the user to 'Submit Your Answers' and states 'You must answer 3 of the following 3 questions.' To the right, there are three questions, each with a masked input field (dots): 'What is your favorite color', 'What is your Mother's maiden name', and 'What is the first name of your childhood best friend'. The third question's input field is currently active. At the bottom, there are 'Next' and 'Cancel' buttons. The same copyright notice '© 2015 Microsoft Corporation. All Rights Reserved. | [About](#)' is at the bottom right.

Figure 5-Verify Your Identity: Submit Your Answers

Select the Option you wish to use – **Account Unlock** or **Password Reset**

UNLOCK OPTION

If you select the **Account Unlock** option --

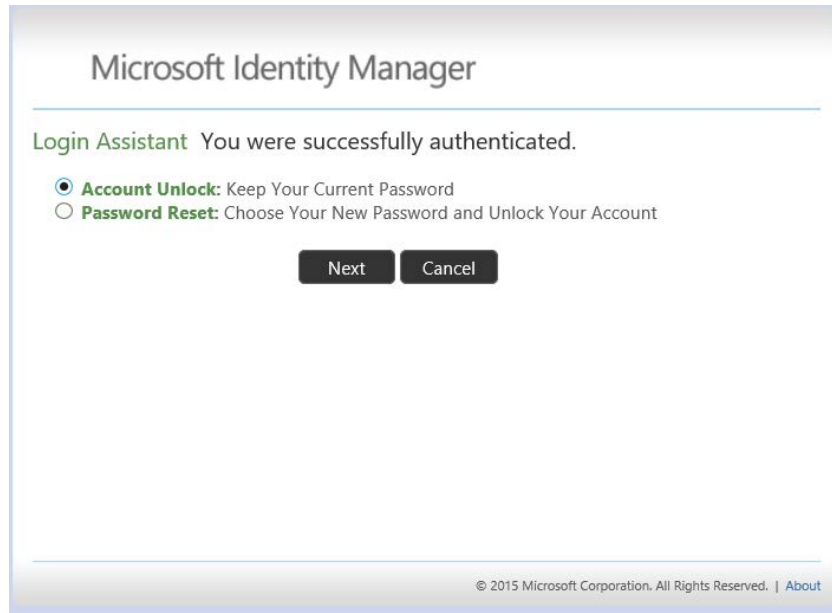


Figure 6-Login Assistant: You were successfully authenticated (Account unlock or Password Reset)

Then click on **NEXT**

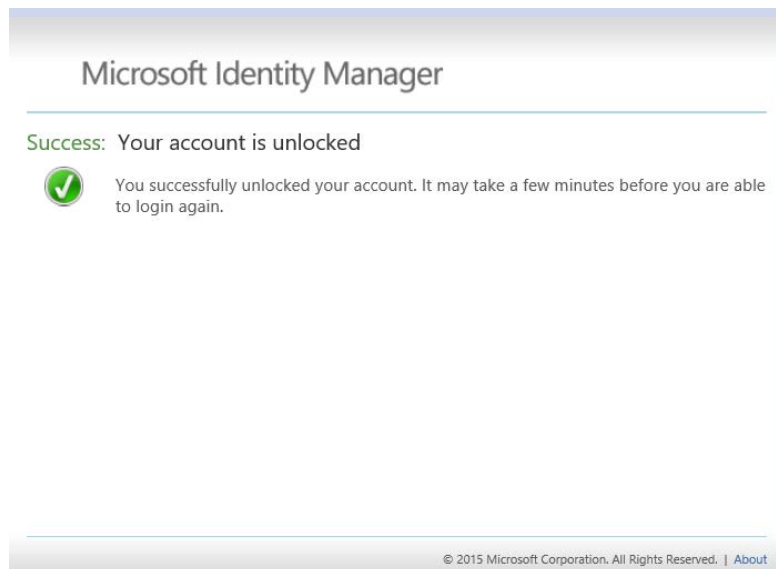
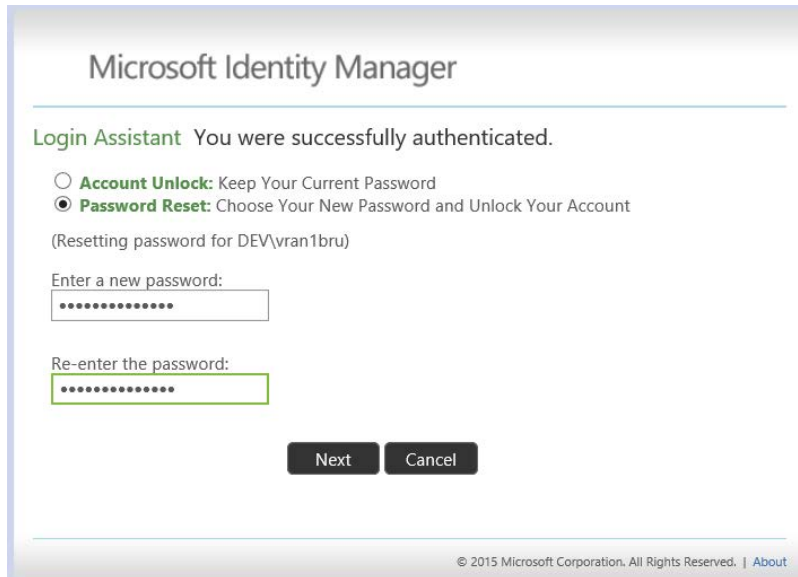


Figure 7-Success: Your account is unlocked

If you selected the **Password Reset** option ...

Password Reset Option

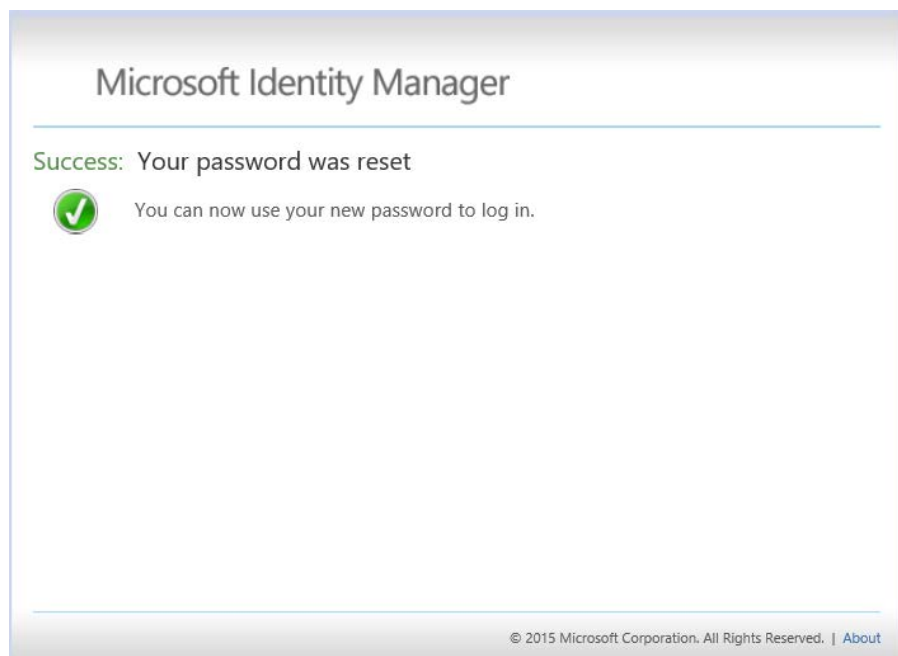
The password you select must meet the Password Complexity criteria. If the password you chose meet the **Password Complexity Criteria - must contain Upper, Lowercase, numbers *....** (Ultra7Magic)



The screenshot shows the Microsoft Identity Manager Login Assistant interface. At the top, it says "Microsoft Identity Manager". Below that, a green message states "Login Assistant You were successfully authenticated." There are two radio button options: "Account Unlock: Keep Your Current Password" and "Password Reset: Choose Your New Password and Unlock Your Account". The "Password Reset" option is selected. Below the options, it says "(Resetting password for DEV\vrn1bru)". There are two text input fields: "Enter a new password:" and "Re-enter the password:". Both fields contain masked characters (dots). At the bottom, there are "Next" and "Cancel" buttons. The footer text reads "© 2015 Microsoft Corporation. All Rights Reserved. | About".

Figure 8-Login assistant: You were successfully authenticated- Password Reset

Success!



The screenshot shows the Microsoft Identity Manager Success message. At the top, it says "Microsoft Identity Manager". Below that, a green message states "Success: Your password was reset". To the left of the message is a green checkmark icon. Below the message, it says "You can now use your new password to log in." The footer text reads "© 2015 Microsoft Corporation. All Rights Reserved. | About".

Figure 9-Success: Your password was reset