

Saving a shortcut to the Active Directory Password Reset to your phone

1. On your phone, go to Safari and type in <http://passwordreset.dot.state.mn.us> or you can enter the home page to register- www.dot.state.mn.us/passwordreset
2. Click on the Square with the up arrow to save the shortcut

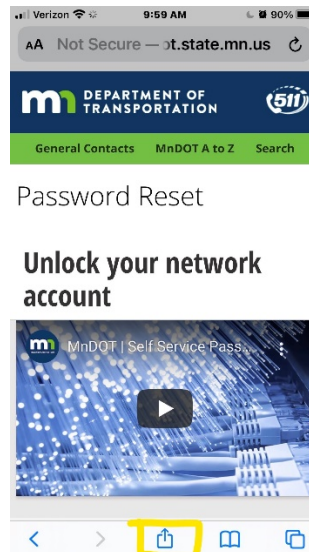


Figure 1-Password Reset-External Site

3. Add to Home Screen

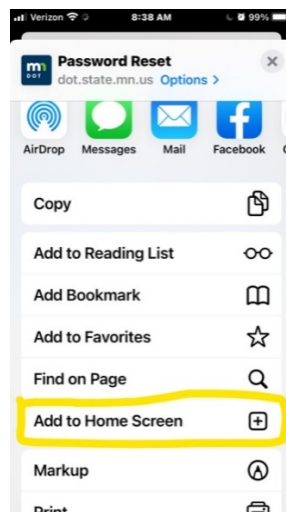


Figure 2- Add to Home Screen option

4. Click on **Add** to add to Home Screen

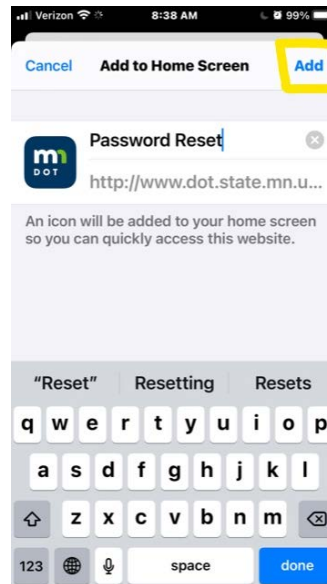


Figure 3- Adding shortcut to Home Screen

5. Password Shortcut will be on your Home Screen



Figure 4- Shortcut image on Home Screen